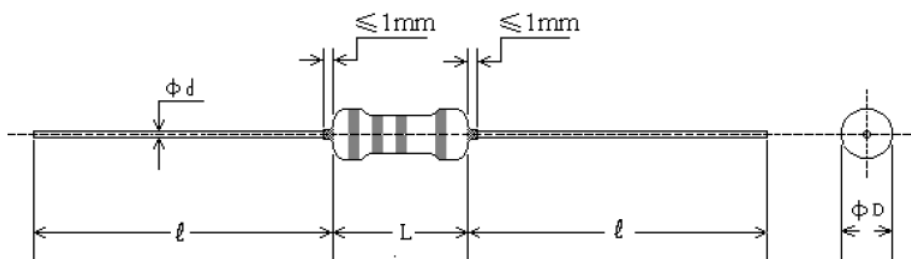


电阻器标准规格书

THE STANDARD STYLE BOOK OF RESISTOR

(MODEL R. CFR-2W, OR-4M7-J)



1 外形尺寸 (Dimension):

尺寸 Dimension (mm)	L	ΦD	l	Φd
数值 Value	15.5 ± 0.5	4.5 ± 0.4	≥ 26	0.65 ± 0.05

2 额定值 (Rated Value):

型号 (Style)	CFR
额定功率 (Rated Power)	2W
降功耗曲线 (Derating Curve)	<p>Graph description: The graph plots the percentage of rated power (Y-axis, 0-100%) against ambient temperature in °C (X-axis, -55 to 240). The derating curve is a straight line from 100% at -55°C to 0% at 235°C. A specific point is labeled at 70°C.</p>
额定电压 Rated Voltage	$\sqrt{\text{额定功率(W)} \times \text{标称阻值}(\Omega)}$ Vdc
元件极限电压 Maximum Voltage	350V
最高过载电压 Maximum Overload Voltage	450V
允许偏差 Tolerance	$\pm 5\%$
阻值范围 Resistance Range	OR-4M7
使用温度范围 Operating Temperature Range	$-55^{\circ}\text{C} \sim +155^{\circ}\text{C}$

3 性能(Performance):

项目 Description		性能要求 Performance Requirements	试验方法 Test Method
电阻温度系数 (Resistance Temperature Coefficient)		T. C. R. $\pm 350\text{ppm}/^{\circ}\text{C}$	试验温度 Test temperature $+20^{\circ}\text{C} / -55^{\circ}\text{C} / +20^{\circ}\text{C} / +125^{\circ}\text{C} / +20^{\circ}\text{C}$
过 载 (Short-time Overload)		无可见损伤, 标志清楚 $\Delta R \leq \pm 1\% R$ No visible damage, Markings legible	施加电压应为 2.5 倍额定电压或最高过载电压(取小者) 时间 5 秒 2.5 times rated voltage or maximum overload voltage (the lower) 5 seconds
耐 电 压 (With Standing Voltage)		无击穿或飞弧 (No flasheover or breakdown)	施加交流电压其峰值为 350V 时间 1 分钟 AC 350V 1 minute
Terminal Strength 引出端强度	拉力 Pulled	无可见损伤 $\Delta R \leq \pm 1\% R + 0.05R$ No visible damage	Φd 0.65mm; 负荷 10N 10s Φd 0.65mm; Load 10N 10s
	弯曲 Winded		Φd 0.65mm; 负荷 10N 90° Φd 0.65mm; Load 10N 90°
	扭转 Twisted		360° 在相反的方向上 360° in opposite direction
振动 Resistance to Vibration		无可见损伤 $\Delta R \leq \pm 1\% + 0.05R$ No visible damage	10~500Hz 三维方向上各 2 小时 3 direction 2 hours each
耐焊接热 Solder-heat Resistance		无可见损伤 标志清楚 $\Delta R \leq \pm 1\% R$ Marks legible, no visible damage	350°C 距根部 2mm 3 秒钟 2mm from the body, 3 seconds
可 焊 性 (Solderability)		表面应覆盖有新的连续焊锡层, 可焊面积必须大于 95%, 且针孔、虚焊等缺陷不得集中在一起 At least 95% of the dipping surface must be covered by new solder, no flaws gathered.	235°C 距根部 2mm 2 秒钟 2mm from the body, 2 seconds
温度快速变化 Temperature Cycle		无可见损伤 $\Delta R \leq \pm 1\% R + 0.05R$ No visible damage	$-55 / +155^{\circ}\text{C}$ 连续循环 5 次 for 5 cycles
稳态湿热 (Humidity)		无可见损伤 $\Delta R \leq \pm 5\% R + 0.05R$ No visible damage	40°C 95%RH 1344 小时 1344 hours

70°C耐久性 (Load Life)	无可见损伤 标志清楚 $\Delta R \leq \pm 5\% R + 0.05R$ No visible damage, marks legible	施加电压应为额定电压或元件极限电压 1.5 小时通 0.5 小时断 70°C 1000 小时 rated voltage or maximum voltage, 1.5 hours on, 0.5 hours off, 70 centigrade temperature 1000 hours
------------------------	---	---

4 订货内容(How to order)

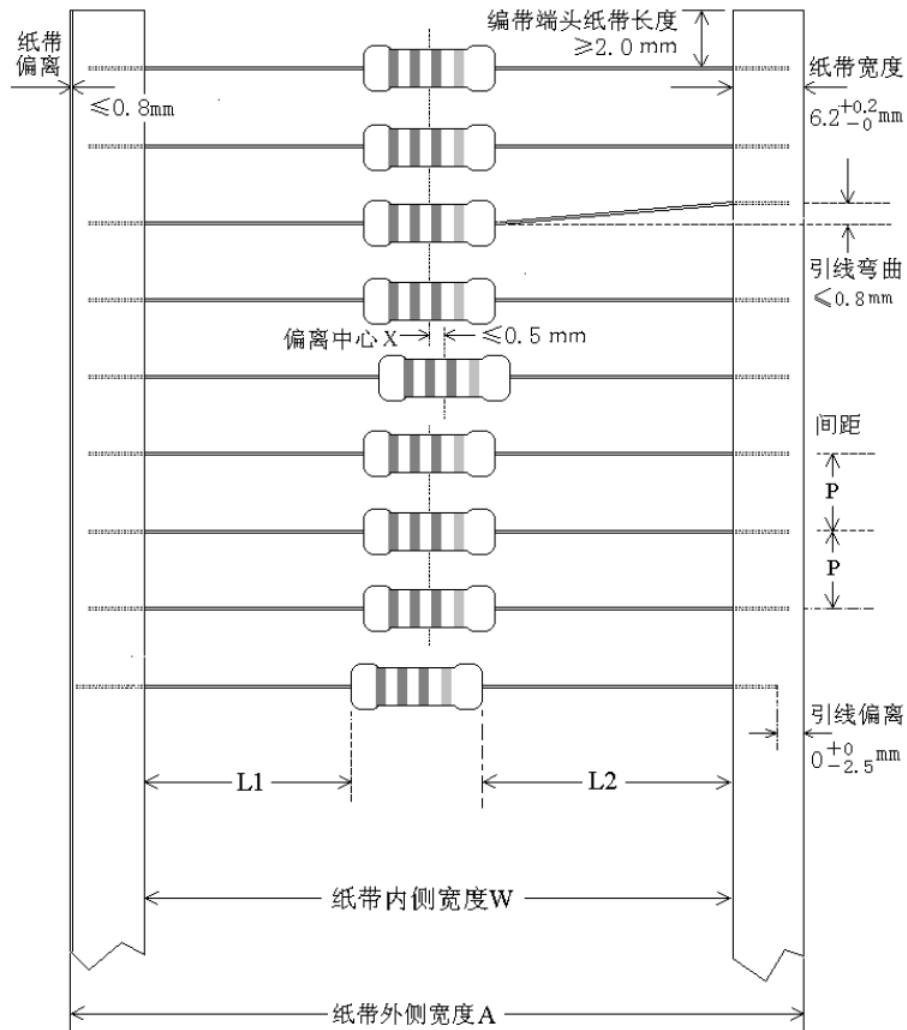
例(Example)

R. CFR- 2W 0R-4M7 J
 a b c d

- a 型号(Style)
- b 额定功率(Rated power) (2W)
- c 标称阻值(Nominal resistance value) (0R-4M7)
- d 允许偏差(Tolerance) (J: $\pm 5\%$)

5 加工品(Taping & Forming)

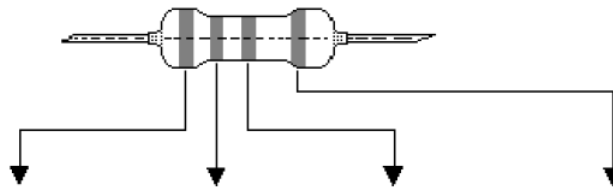
编带产品(Axial Lead Taping)



单位(unit): mm

编带规格 specification	W	A	P	50 P	L1-L2	X
T-65	60±1	70±0.5	5±0.38	254±2	≤1.0	≤0.5

6 色码表示(Color for each numeral)



颜色 Color	第一色圈 第一位数字 1 st color band	第二色圈 第二位数字 2 nd color band	第三色圈 乘数 3 rd color band	第四色圈 允许偏差 4 th color band
黑 Black	0	0	10 ⁰	—
棕 Brown	1	1	10 ¹	—
红 Red	2	2	10 ²	—
橙 Orange	3	3	10 ³	—
黄 Yellow	4	4	10 ⁴	—
绿 Green	5	5	10 ⁵	—
兰 Blue	6	6	10 ⁶	—
紫 Purple	7	7	10 ⁷	—
灰 Gray	8	8	10 ⁸	—
白 White	9	9	10 ⁹	—
金 Gold	—	—	10 ⁻¹	J (± 5%)
银 Silver	—	—	—	K (± 10%)
无色 No color	—	—	—	M (± 20%)